

# LUMBAR PUNCTURE



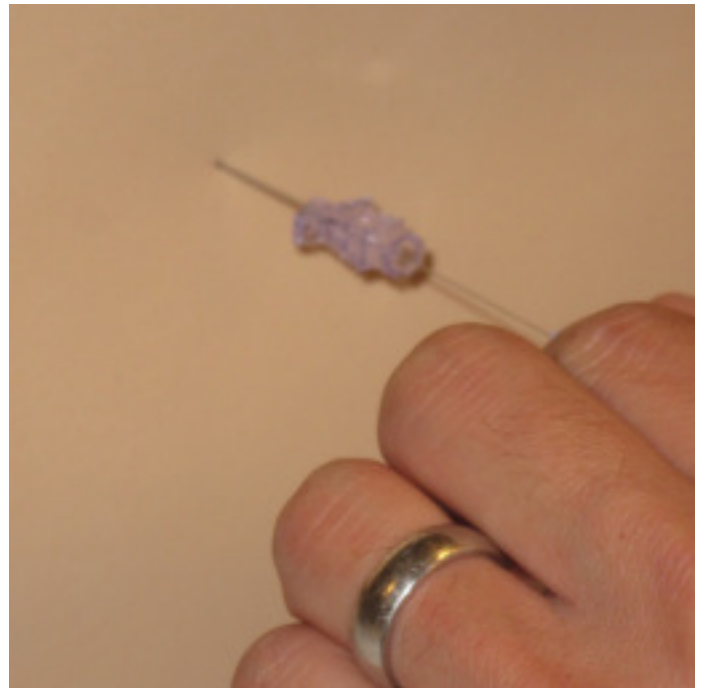
**Step 1:** Position patient on side with hips and shoulders perpendicular to bed and palpate iliac crest



**Step 2:** Palpate intervertebral space at or just above level of iliac crest




**Step 3:** Puncture skin at intervertebral space and advance needle toward umbilicus



**Step 4:** When dura punctured remove inner stylet from spinal needle

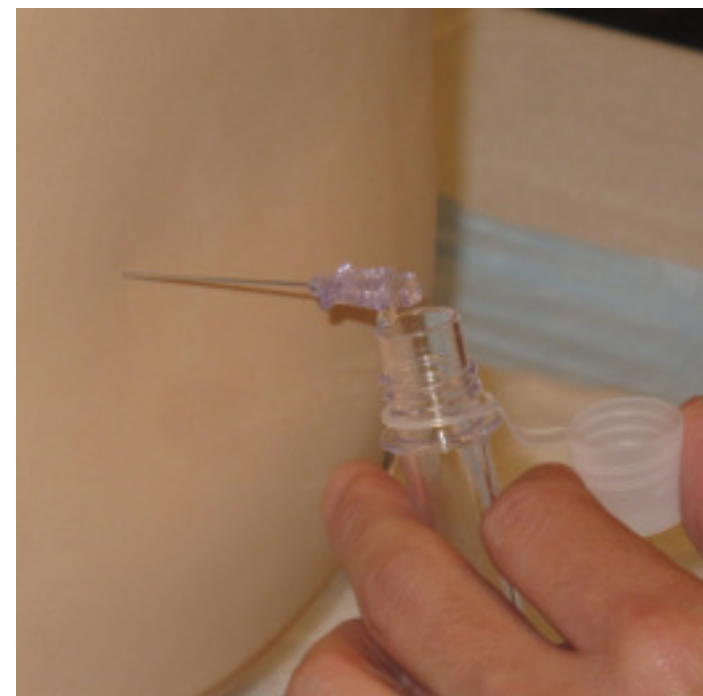
# LUMBAR PUNCTURE




**Step 5:** Watch for clear CSF drainage from the spinal needle



**Step 6:** Prepare manometer and attach three-way stopcock to spinal needle and position lever so that CSF flows from spinal needle up manometer



**Step 7:** After measuring opening pressure collect CSF in specimen vials starting with tube 1 and ending with tube 4



**Step 8:** Replace stylet prior to removing spinal needle and place sterile bandaid







